

ART Trail

Painted Stones

Old Macdonald had a Butterfly Park

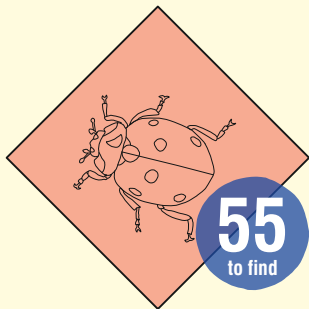
Dominoes

by **Andrea Bassil**

A series of interactive illustrated games made for the Park. The set began during Andrea's residency at the "Comma Project" in 2012. Follow the dominoes, find all Old Macdonald's creatures, study the painted stones, and look for the depicted wildlife around you.



◀ Look out for 4 **Painted Stones** depicting different areas of the Butterfly Park:
Lime Waste
Long Grasses
Nettle Beds and
Pond Life.



◀ There are 55 **Old Macdonald had a Butterfly Park** creatures to spot and count. Ask for a leaflet!


▼ And there are 13 **Dominoes** to find and follow.



About us

New Ferry Butterfly Park is an urban nature reserve on the former site of a railway yard at Bebington Station. The railway activities left behind sidings, lime waste, coal dust and clay soils.

Wildlife has moved in to make grasslands and woodland, to which we have added two ponds. Many types of mini-beast thrive here, including butterflies, moths, shield bugs, grasshoppers, snails, spiders, bees and a variety of pond life. There is a honey bee hive on site in partnership with local beekeepers from Flourish.



We are open on **Sundays from 12 to 4pm from May to mid-September**, and by appointment. School and other groups are welcome. Contact Paul Loughnane 0151 645 8937 or Hilary Ash on 0151 327 5923.

Admission is free but donations are welcome. The Butterfly Park is run entirely by volunteers. New volunteers always welcome.



New Ferry Butterfly Park is a Cheshire Wildlife Trust reserve, run by its own committee.
wirralwildlife.org.uk
info@wirralwildlife.org.uk



Follow us on Facebook
facebook.com/newferrybutterflypark



Cheshire


Cheshire Wildlife Trust is one of 47 local Wildlife Trusts across the UK.
cheshirewildlifetrust.org.uk

NEATNIK ©2019 neatnik.co.uk

New Ferry



BUTTERFLY PARK




ART Trail

ART Trail


1 Illustrated Wildlife Map by Vicky Hose

Not just a map, Vicky designed this as one of our first interpretive features to also be an artwork. It features in the book *Nature in Towns and Cities* and on our advertising leaflet.



2 Welcome! by Pam Sullivan

Pam saw our need for an artwork that visitors, especially children, could be hands on with. It's fun for everyone who lifts the flaps, counts the newts and works out the bee jigsaw.




3 Butterfly Bench by Carol Ramsay

Made using railway sleepers from the Park, and steel to represent the former industrial use of the land. This piece is part of Carol's original Master's degree art trail.




4 Life is like a butterfly by Calum Ramsay

One of Calum's first design works while completing an apprenticeship. Calum is now a full-time graphic designer. Instagram @calumramsaydesign



5 25th anniversary bench by Wirral Countryside Volunteers

Made by Wirral Countryside volunteers to celebrate their silver anniversary. Made from one tree, in one day, without any nails.



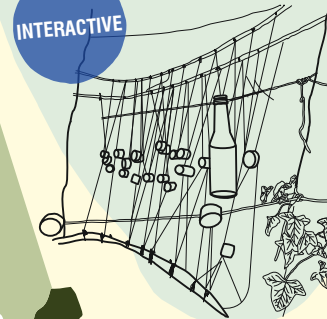
6 Daylight Only by Roy Lewis

Roy welds old motorbike parts and other scraps from round his garage to create pieces such as candle-stick holders and sundials. He has always re-used old parts but never considered it as either recycling or Art! roylewismechanicalartist@weebly.com



8 Elastatone by Emma Jean Kemp and Chris Colville

Emma and Chris worked together to build a rope sculpture exploring kinetic energy to make sounds. For children of all ages to enjoy!



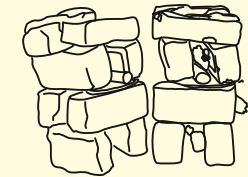
7 Propagate by Terry Hayes

"Man can tame, but never conquer the proliferation of nature's wonders and power". Inspired by the propagation of plant life from man-made debris. Seedling captured in resin.



9 Towers by Hayley Parfitt

Made from bricks found on the Park and hazel from its coppices, to construct wildlife stacks as homes for some of the different insects who live here.



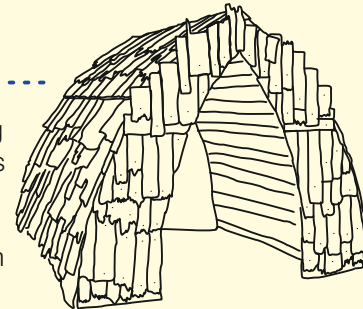
10 Pupa by Karon McGunigall

A representation of the stage in the life cycle of many insects, when the larva transforms into a visually different adult.



11 The Imago Hut by Carol Ramsay

This originated as a work representing a World War II bomb shelter. This was transformed into The Imago Hut on its arrival at the Park, because the outer skin resembles the scales on a butterfly wing. Look inside!



12 Four Great Whites by Mike Cooper of Ferrous Designs Ltd

Designed by Mike and made by his colleagues at Ferrous Designs Ltd to represent butterfly wings, the stands were commissioned to encourage people to cycle to the Park.

